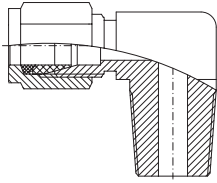
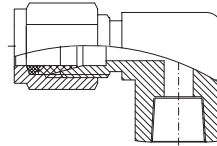


## elbow fittings



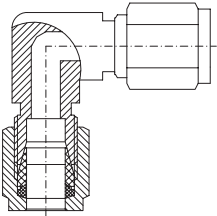
### CME male elbow

available for tube  $\frac{1}{8}$ " to 1" imperial and 4 mm to 25 mm metric, connections from  $\frac{1}{8}$ " to 1" npt / bsp / bspt, standard material AISI316, fittings properly packed with the exposed threads protected.



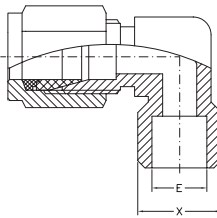
### CFE female elbow

available for tube  $\frac{1}{8}$ " to 1" imperial and 4 mm to 25 mm metric, connections from  $\frac{1}{8}$ " to 1" npt / bsp / bspt, standard material AISI316, fittings properly packed with the exposed threads protected.



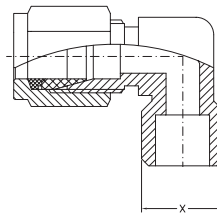
### CUE union elbow

available for tube  $\frac{1}{8}$ " to 1" imperial and 4 mm to 25 mm metric, standard material AISI316, fittings properly packed with the exposed threads protected.



### CSE socket weld elbow

available for tube  $\frac{1}{8}$ " to 1" imperial and 4 mm to 25 mm metric, standard material AISI316, fittings properly packed with the exposed threads protected.



### CBE but weld elbow

available for tube  $\frac{1}{8}$ " to 1" imperial and 4 mm to 25 mm metric, standard material AISI316, fittings properly packed with the exposed threads protected.